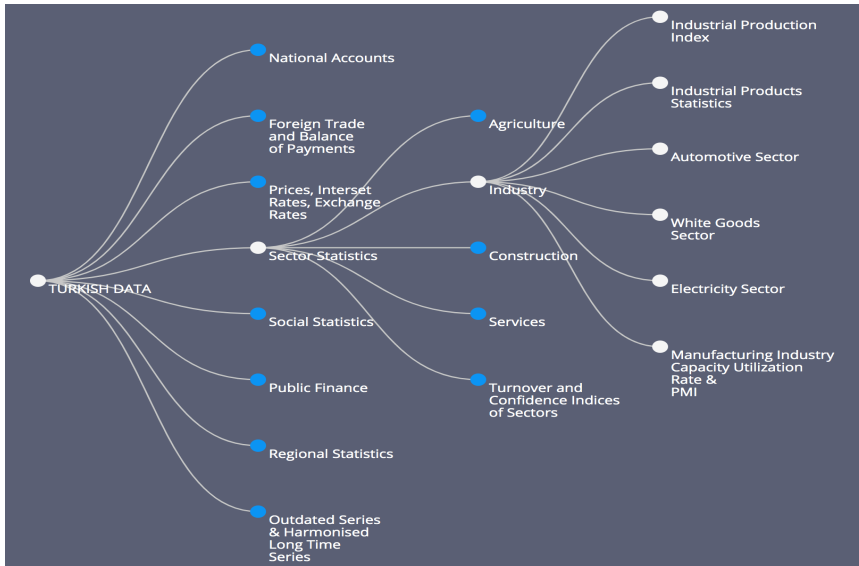




<p> National Accounts</p> <ul style="list-style-type: none"> General Balance of the Economy Savings and Investments Gross Domestic Product <ul style="list-style-type: none"> Production Approach Income Approach Expenditure Approach Contribution to Growth Deflators Institutional Sector Accounts <ul style="list-style-type: none"> Households Non-Financial Corporations Public Sector Financial Corporations Rest of the World Input-Output Tables 	<p> Foreign Trade and Balance of Payments</p> <ul style="list-style-type: none"> Exports Imports Foreign Trade Volume Foreign Trade Indices Foreign Trade by Countries and Sectors Foreign Direct Investments <ul style="list-style-type: none"> FDI by Countries and Sectors Balance of Payments <ul style="list-style-type: none"> Trade in Goods Trade in Services Trade Surplus/Deficit International Investment Position 	<p> Prices, Rates</p> <ul style="list-style-type: none"> CPI PPI Real Estate Price Oil and Gold Price Cost of Living Index Monetary Policy Interest Rates <ul style="list-style-type: none"> Interest on Credit Interest on Deposits Central Bank Treasury Rate Exchange Rates Nominal Exchange Rates Real Effective Exchange Rates
<p> Social Statistics</p>	<p> Public Finance</p>	<p> Regional Statistics</p>

Explore the DataTurkey By The Content Screen

The content screen lets you look at the DataTurkey from a broad perspective and see under which title the data you are looking for. Click on the title of your interest to access the Data Tree and start exploring DataTurkey.



Stop Getting Lost Among Indicators and Folders, Thanks to Stats-Tree

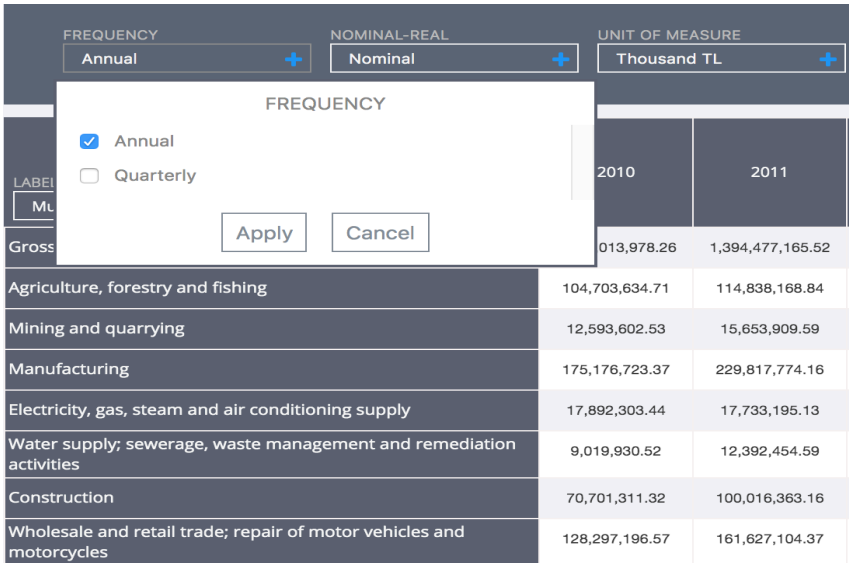
Through the Stat-Tree, a distinct innovation we offer, users can easily navigate in tedious world of statistics, and instantly reach the data they need. Folders are ranked according to the user experience for the most convenient and rapid retrieval of data.

<p>FREQUENCY</p> <p>Annual </p>	<p>NOMINAL-REAL</p> <p>Nominal </p>	<p>UNIT OF MEASURE</p> <p>Thousand TL </p>
<p>TIME</p> <p>Multi Selectable </p> <p>LABEL</p> <p>Multi Selectable </p>	<p>2010</p>	<p>2011</p>
<p>Gross domestic product at market prices</p>	<p>1,160,013,978.26</p>	<p>1,394,477,165.52</p>
<p>Agriculture, forestry and fishing</p>	<p>104,703,634.71</p>	<p>114,838,168.84</p>
<p>Mining and quarrying</p>	<p>12,593,602.53</p>	<p>15,653,909.59</p>
<p>Manufacturing</p>	<p>175,176,723.37</p>	<p>229,817,774.16</p>
<p>Electricity, gas, steam and air conditioning supply</p>	<p>17,892,303.44</p>	<p>17,733,195.13</p>
<p>Water supply; sewerage, waste management and remediation activities</p>	<p>9,019,930.52</p>	<p>12,392,454.59</p>
<p>Construction</p>	<p>70,701,311.32</p>	<p>100,016,363.16</p>

Instantaneously Rotate The Data Cube With The Drag&Drop Feature

Retrieve the data you need by drag and drop function, moving boxes onto other boxes in the row or column of the table.

The white line that surrounds the box indicates that it is draggable, whereas the gray line indicates that it is fixed.



Use Combo Boxes To Rotate The Data Cube

By clicking “+” sign, you can filter your selection through elements in the drop-down list, and obtain a distinctly different data content.

In some boxes, it is possible to make multiple selections, while in others, only one selection can be made. This feature of the boxes is designed by considering properties and relational dimensions of the relevant data and user needs.



Get The Data, Download It To Your Device and Start Using It Right Away



Switches from the chart display to the table display.



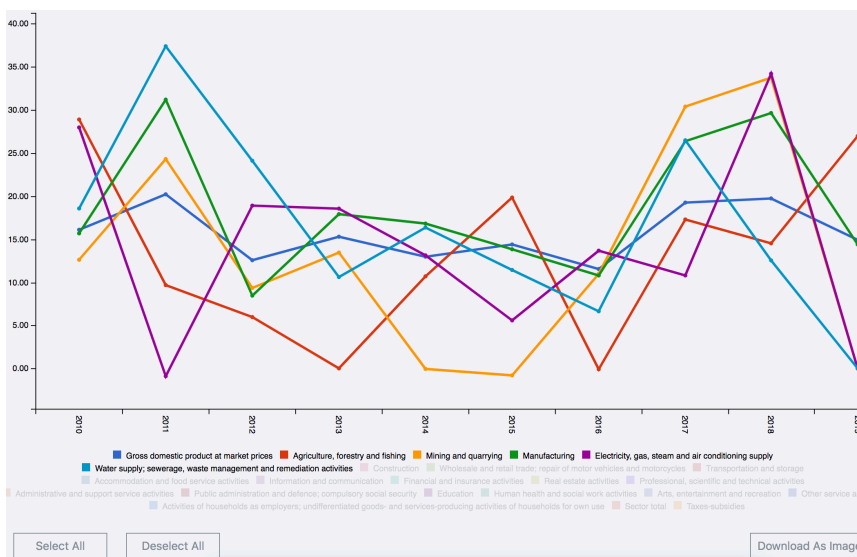
Switches from the table to the chart display.



Access to metadata file.



Allows you to download data Excel format.



Create Responsive Graphics, and Download and Share It

By clicking on the tags below the graph, you can remove the desired series from the chart or click again to make them appear on it. Instead of clicking one by one, you can easily create your chart using the “Deselect All” and “Select All” buttons. You can download the chart as an image by clicking “Download As Image” button.